

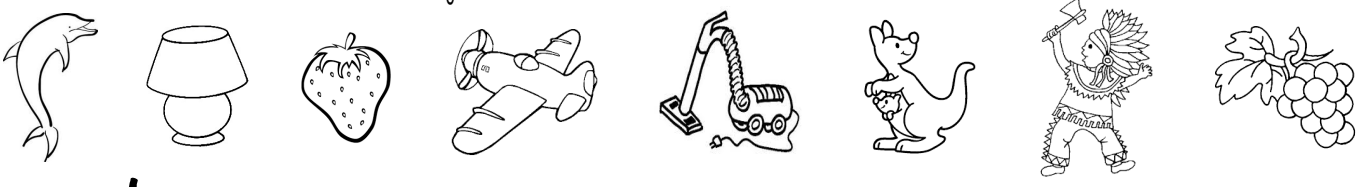
Prénom :

Date :





Phonologie

1. **colorie** Colorie les images si tu entends le son [ɛ̃] :




2. **écrits** Ecris la syllabe que tu entends : pin tin ssin


3. **colorie** Colorie les lettres in :

ni	in	iu	in	ni	ni	in	iu	in	im	in	in	iu
In	iu	in	ui	iu	in	ni	in	in	iu	ni	im	in

4. **entoure** Lis et entoure les mots comme sur le modèle :

 matin	main	marin	matin	matin	malin	marin
 enfin	enfin	enfui	enfin	refrain	enfui	enfin
 jardin	jasmin	jardin	gardien	jardine	jardin	jardin

5. **coche** Coche la syllabe où tu entends le son [ɛ̃] :



Below each drawing are two circles representing syllables for marking.



LECTURE

Mots fléchés

[Ë]

in im ain ein

Complète la grille.

PEINTURE - LAPIN - VINGT - POULAIN - CEINTURE - ÉPINGLE - TIMBRE - MAIN - SAPIN - CINQ

Prénom :

Date :




on

on

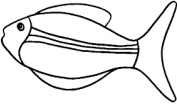


Phonologie

1. **colorie** Colorie les images si tu entends le son [ɔ̃] :






2. **écrits** Ecris la syllabe que tu entends : ron bon son con lon


3. **colorie** Colorie les lettres on :

ou	on	on	an	ou	on	no	an	no	on	on	ou	on
On	ou	an	on	no	an	un	om	om	ou	on	no	om

4. **entoure** Lis et entoure les mots comme sur le modèle :

 ton	font	fond	ton	taon	faon	ton
 bon	bon	bond	don	pont	bon	bon
 mon	mon	monde	non	mon	mon	non

5. **coche** Coche la syllabe où tu entends le son [ɔ̃] :





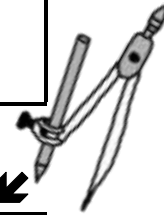
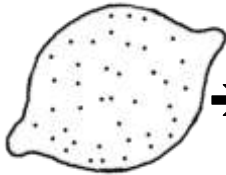
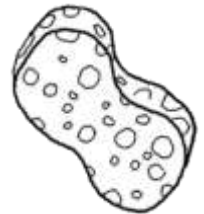
LECTURE

Mots fléchés

[5]
on om

Complète la grille.

POTIRON - COMPAS - CONFITURE - ÉPONGE - BLOUSON - PANTALON - POMPON - CITRON



Calcul mental 1



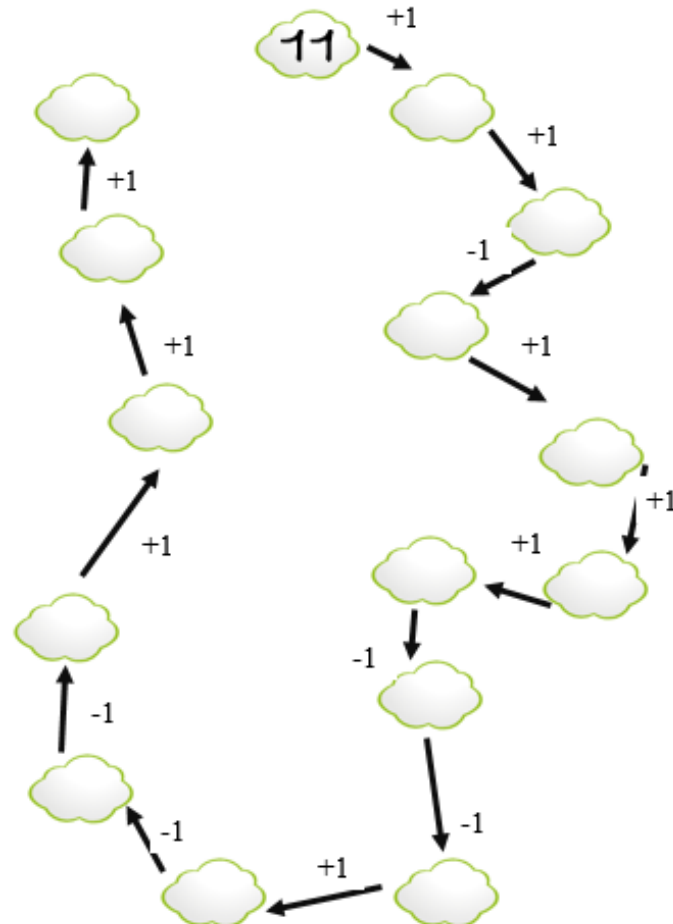
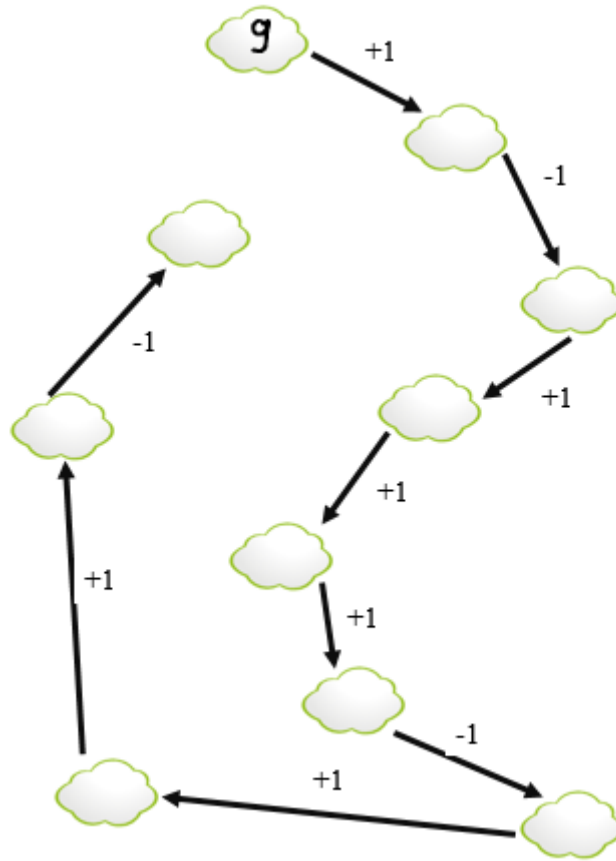
Complète avec les nombres manquants.

1	2		4	5					10
11			14	15	16			19	20
21	22			25	26		28	29	
31			34	35	36	37	38		40
	42	43		45	46		48	49	50
51		53	54		56	57		59	60

Calcul mental 1

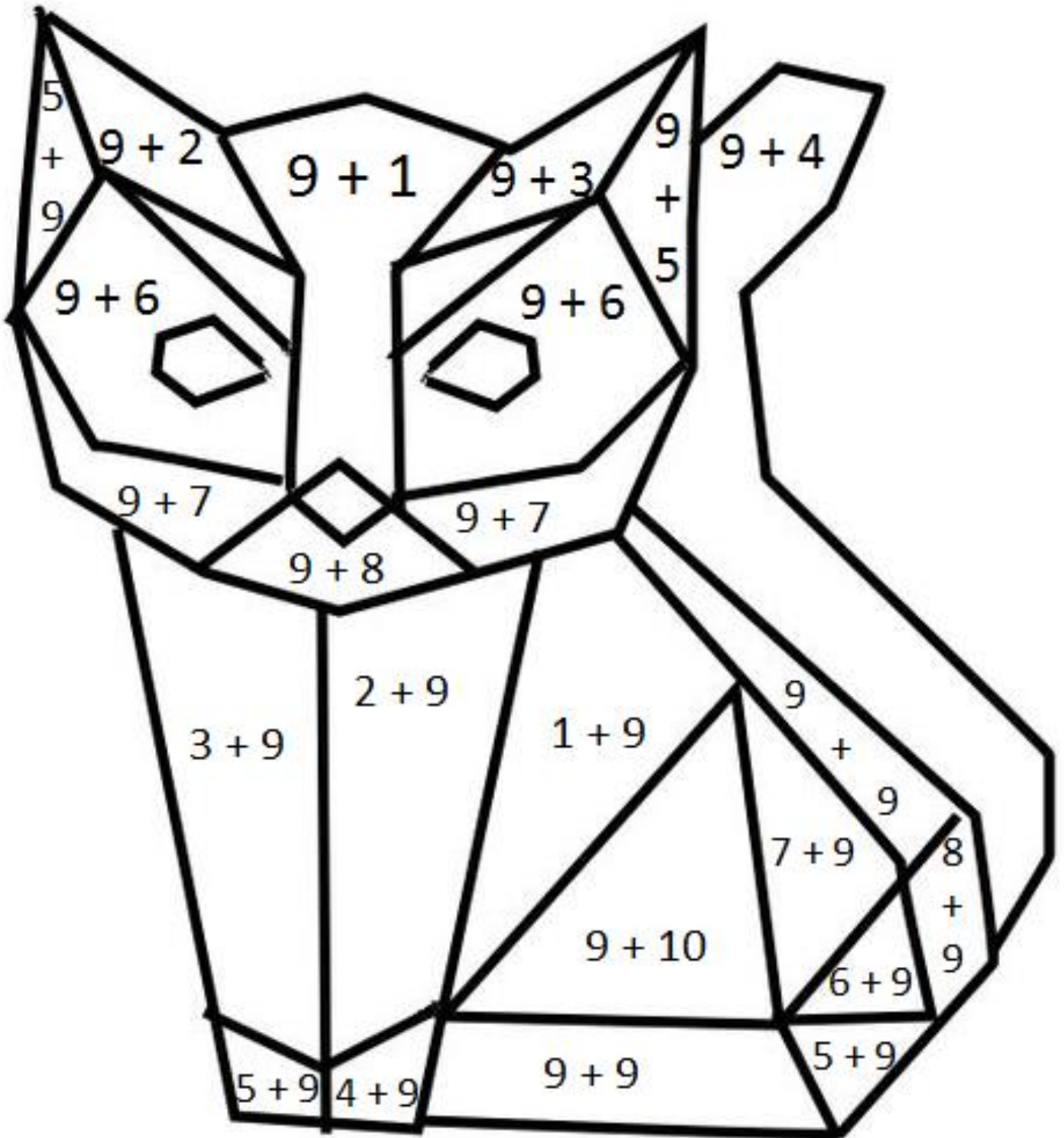






1	2			5					
11				15	16	17			20
		23	24	25				29	30
31						37	38	39	
41	42	43					48	49	50
51			54	55	56	57			60





10	11	12	13	14	15	16	17	18	19
----	----	----	----	----	----	----	----	----	----





Prénom :

Date :







Numération décimale (groupe de 10 et unités seules)





1. Observe puis complète.



On a colorié doigts.



On a colorié doigts.



Dessine comme Dédé.

2.



36

43

3. Calcule rapidement.



$10 - 8 = \dots\dots\dots$

$9 - 8 = \dots\dots\dots$

$2 + 8 = \dots\dots\dots$

$10 + 5 = \dots\dots\dots$

$9 - 6 = \dots\dots\dots$

$6 - 3 = \dots\dots\dots$

$6 + 0 = \dots\dots\dots$

$4 + 3 = \dots\dots\dots$

$8 - 4 = \dots\dots\dots$

$10 - 5 = \dots\dots\dots$

$3 + 3 = \dots\dots\dots$

$3 + 5 = \dots\dots\dots$

4. Compte de 3 en 3.



12

-

-

-

-

-

-

-

- 39

0 1 2 3 4 5 6 7 8 9 10 11 12 13 14 15 16 17 18 19 20

0	1	2	3	4	5	6	7	8	9	10	11	12	13	14	15	16	17	18	19	20
---	---	---	---	---	---	---	---	---	---	----	----	----	----	----	----	----	----	----	----	----

1:	un	un
2:	deux	deux
3:	trois	trois
4:	quatre	quatre
5:	cinq	cinq
6:	six	six
7:	sept	sept
8:	huit	huit
9:	neuf	neuf
10:	dix	dix

11:	onze	onze
12:	douze	douze
13:	treize	treize
14:	quatorze	quatorze
15:	quinze	quinze
16:	seize	seize
17:	dix-sept	dix-sept
18:	dix-huit	dix-huit
19:	dix-neuf	dix-neuf
20:	vingt	vingt

1°/ Compte les objets et écris leur nombre en chiffres et en lettres



4 quatre

