



L l L l



1. Je colorie si j'entends l.



2. J'écris la lettre l en cursive.

l

3. J'écris les syllabes.




Blank handwriting lines for syllable practice.



Blank handwriting lines for syllable practice.

4. J'écris les syllabes sous les dessins.

lo la li lé lu




Empty box for writing the syllable 'lo'.

Empty box for writing the syllable 'la'.

Empty box for writing the syllable 'li'.






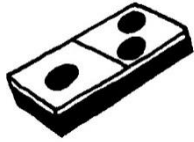
Empty box for writing the syllable 'lé'.



M m M m



1. Je colorie si j'entends m.



2. J'écris la lettre m en cursive.

m

3. J'écris les syllabes.





4. J'écris les syllabes sous les dessins. mu ma mi mo mé



□

□

□

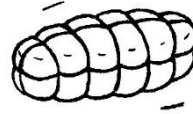
□




R r R r




1. Je colorie si j'entends r.



2. J'écris la lettre r en cursive.






3. J'écris les syllabes.



4. J'écris les syllabes sous les dessins.

ru ro ré ra ri





l r m



1. Je compte les syllabes.

Léo

2



rat

lilas

momie

lit

2. Je lis et je dessine.





la mamie

la mule

le lit

le rat

3. Je lis et j'écris. lilas - lame - momie - rue



.....

.....

.....

.....


4. Je recopie les mots.

ami : _____

lama : _____

rame : _____




mari : _____



F f Fe f





1. Je colorie si j'entends f.



2. J'écris la lettre f en cursive.







3. J'écris les syllabes.



4. J'écris les syllabes sous les dessins.

fa fi fu fé fo







S s S s



1. Je colorie si j'entends s.



2. J'écris la lettre s en cursive.

Handwriting practice lines with a cursive 's' written on the first line.

3. J'écris les syllabes.



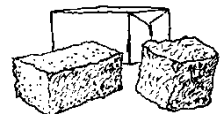
Handwriting practice lines with a dot on the first line.



Handwriting practice lines with a dot on the first line.

4. J'écris les syllabes sous les dessins.

si su so sé sa




Empty square box for writing.

Empty square box for writing.

Empty square box for writing.




Empty square box for writing.



ch ch



1. Je colorie si j'entends **ch**.



2. J'écris les lettres **ch** en cursive.

ch

3. J'écris les syllabes.

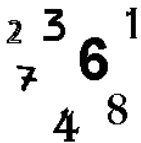


Blank handwriting lines for writing syllables.



Blank handwriting lines for writing syllables.

4. J'écris les syllabes sous les dessins. cha cho chu chi ché



Empty box for writing the syllable 'cha'.

Empty box for writing the syllable 'cho'.

Empty box for writing the syllable 'chu'.

Empty box for writing the syllable 'chi'.



f s ch



1. Je compte les syllabes.

chat

fumée



chéri

lasso

fée

1

2. Je lis et je dessine.






la fumée

le sirop

la fée

le chat

3. Je lis et j'écris. lasso - sofa - fâché - film



.....

.....

.....

.....

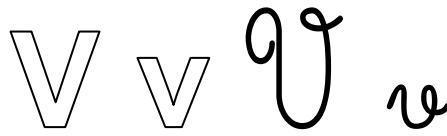
4. Je recopie les mots.

fumée : _____


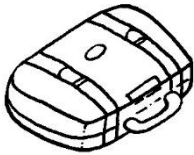

chat : _____

salir : _____

ruche : _____



1. Je colorie si j'entends v.



2. J'écris la lettre v en cursive.

Handwriting practice lines. The first line shows a cursive lowercase 'v' written on a set of three horizontal lines. Below are several more sets of empty lines for practice.

3. J'écris les syllabes.




Handwriting practice lines for syllable writing.



Handwriting practice lines for syllable writing.

4. J'écris les syllabes sous les dessins.

vi vo va vé vu





Empty box for writing the syllable for the cow.

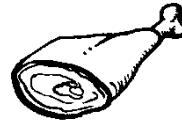
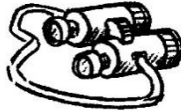
Empty box for writing the syllable for the bicycle.

Empty box for writing the syllable for the steering wheel.


Empty box for writing the syllable for the screwdriver.




1. Je colorie si j'entends j.



2. J'écris la lettre j en cursive.








3. J'écris les syllabes.



4. J'écris les syllabes sous les dessins.

je jo ja jé ju





Z z Z z



1. Je colorie si j'entends z.



11



12



2. J'écris la lettre z en cursive.

Handwriting practice lines with a cursive 'z' written on the first line.

3. J'écris les syllabes.




Handwriting practice lines with a dot on the first line.



Handwriting practice lines with a dot on the first line.

4. J'écris les syllabes sous les dessins.

sa za so zo sé zé




Empty square box for writing the syllable 'za'.

Empty square box for writing the syllable 'za'.

Empty square box for writing the syllable 'zo'.

Empty square box for writing the syllable 'zé'.



v j z



1. Je compte les syllabes.

vélo

2


vis

zéro


Zoé

arrivé


2. Je lis et je dessine.




la ville



le cheval





le vélo



le lézard

3. Je lis et j'écris.

vélo - zéro - vis - vache




4. Je recopie les mots.

zéro : _____

villa : _____

volé : _____


jolie : _____



N n N n



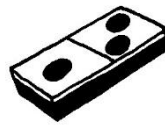
1. Je colorie si j'entends n.



2. J'écris la lettre n en cursive.

n

3. J'écris les syllabes. na ni no nu né



□

□

□

□

4. J'écris un ou une. un - une

..... navire

..... vache

..... niche

..... numéro

..... mur

..... rat